

LinkedIn Learning

New User Guide

Leadership Institute

THE UNIVERSITY OF TEXAS
MD Anderson
Cancer Center
Making Cancer History®

Leadership Institute

LinkedIn Learning Single Sign-on New User Guide

[What is LinkedIn Learning](#)

LinkedIn Learning is an online educational platform that helps learners discover and develop business, technology-related, and creative skills through expert-led course videos.

With more than 5,000 courses and personalized recommendations, learners can discover, complete, and track courses related to their field and interests. Learners can also choose to add these courses and related skills to their LinkedIn profile once completed.

[Is LinkedIn Learning free to MD Anderson employees](#)

Yes. MD Anderson has a subscription to LinkedIn Learning for all employees.

[How do I access LinkedIn Learning](#)

Use the LinkedIn Learning link residing on the Education Center home page.

[Can I use LinkedIn Learning on my personal device](#)

Yes. Learners can use LinkedIn Learning on personal devices such as computers, phones, and tablet devices. The LinkedIn Learning app can be accessed from the Apple App Store (iOS) and Google Play (Android).

[What to expect when I log in](#)

The first-time new users launch LinkedIn Learning; a Welcome page will appear. On the Welcome page, new users have the opportunity to select or not select their personal learning goal in LinkedIn Learning.

If no learning goal is selected, the next page presented is the new user LinkedIn Learning home page. If a learner chooses one of the three learning goals, they are asked to provide a job title. Keep in mind, these are general job titles and not specific to MD Anderson job titles. Once a learner adds the job title to the selected goal, LinkedIn Learning will curate learning content based on the goal and job title entered.

Note: Adding a goal and job title does not restrict learners from searching through all the content offered in LinkedIn Learning. LinkedIn Learning curates learning content suggestions based on user learning goals and searches.

LinkedIn Learning is a dynamic platform that literally offers thousands of courses and videos on nearly any topic, with new content being added daily. Learners can search, save, like, etc. to customize their learning.

LinkedIn Learning New User Guide

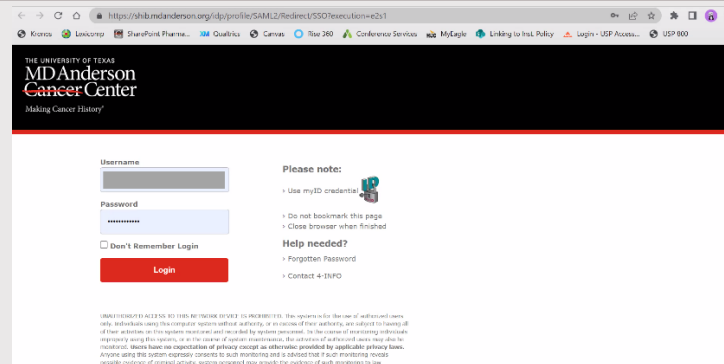
Login

Note:

After clicking on the LinkedIn Learning icon, new learners are directed to LinkedIn Learning via Single Sign on (SSO).

LinkedIn Learning is accessible using the Education Center. To access the LinkedIn Learning platform, click on the LinkedIn Learning icon near the bottom of the Education Center home page.

Step 1: From the Education Center home page, click on the LinkedIn Learning icon



New User Setup

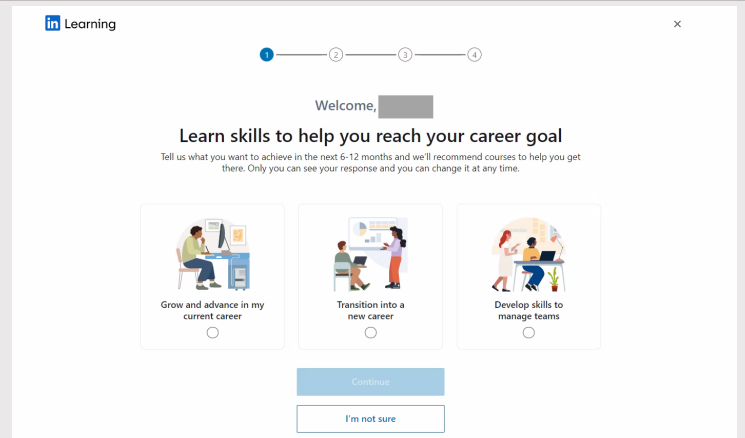
Note:

Optional step.

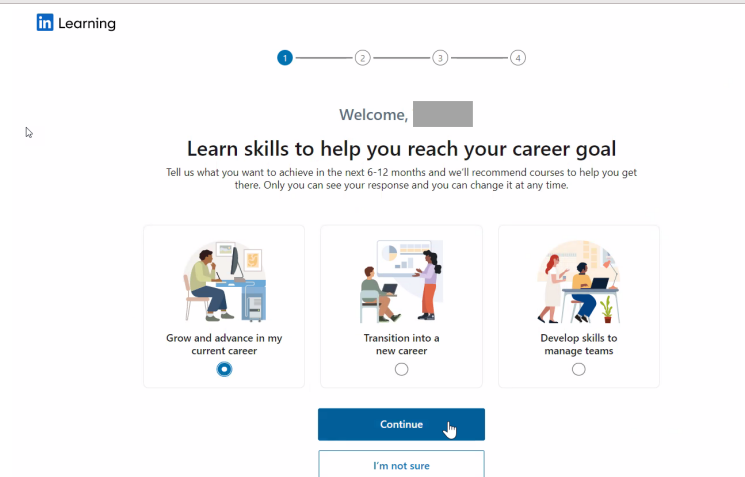
On the LinkedIn Learning new user setup page, new learners are prompted to select one of the two optional steps:

- One of the three goals, or
- I'm not sure

In this demonstration, we will select goal for current position.



Step 2: Select a goal, then continue

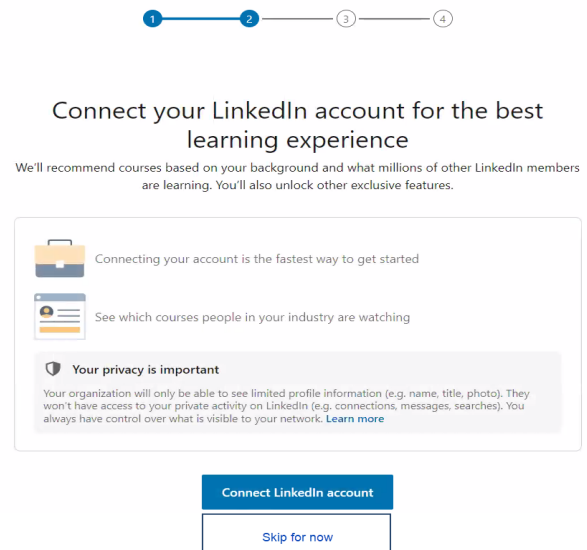


New User Setup

Note:

Optional step. Next, learners are prompted to connect their LinkedIn Account with their LinkedIn Learning account. This is an optional step. In this demonstration, we will skip the option.

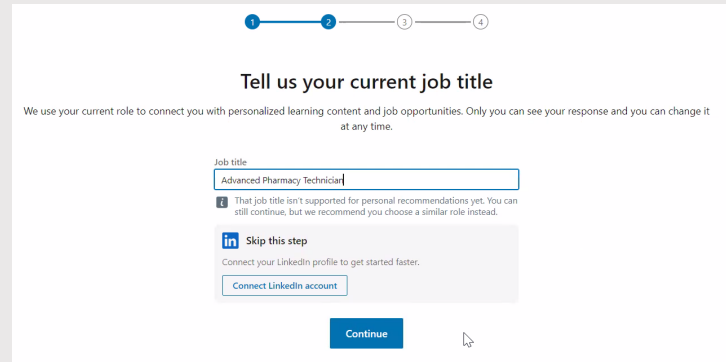
Step 3: When prompted to connect LinkedIn account to this LinkedIn Learning account, make your selection to Connect or Skip. (your choice)



Note:

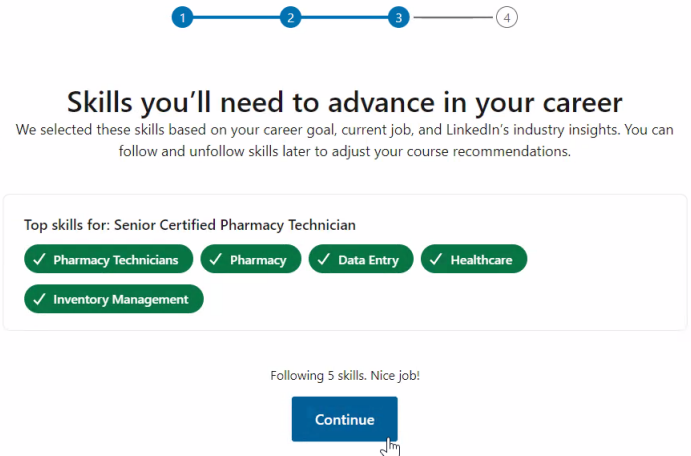
In the next optional step, new users are prompted to provide a job title. Keep in mind, these are general job titles and not specific to MD Anderson.

Step 4: Enter a job title, then press continue



Note:

This screenshot is an example of job title content curation.



New User Setup

Note:

New users are presented with an option to track the progress of their learning goals. In this demonstration, we will opt to continue.

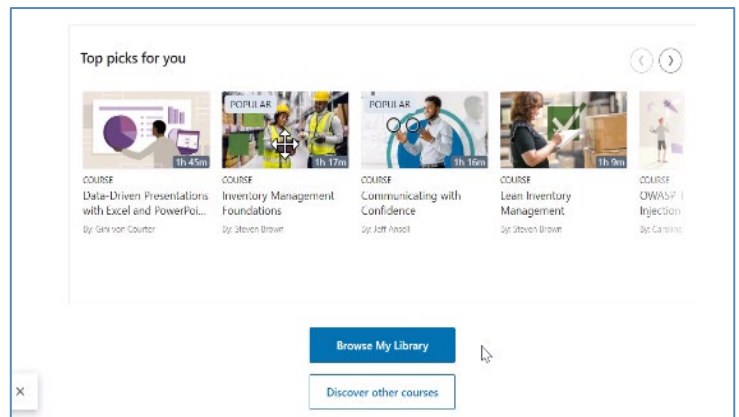
Step 5: Select progress tracker goal if desired, then continue

Note:

At this point, new users have completed the new user setup and is presented with top picks to view or opt to discover other courses from the vast content library.

In this demonstration, we will opt to select Discover other courses which will land on the new user home page.

Step 6: Choose between Browse My Library or Discover other courses



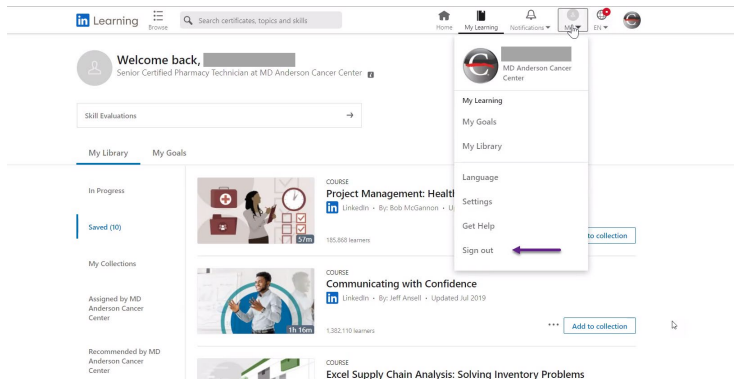
Log Out

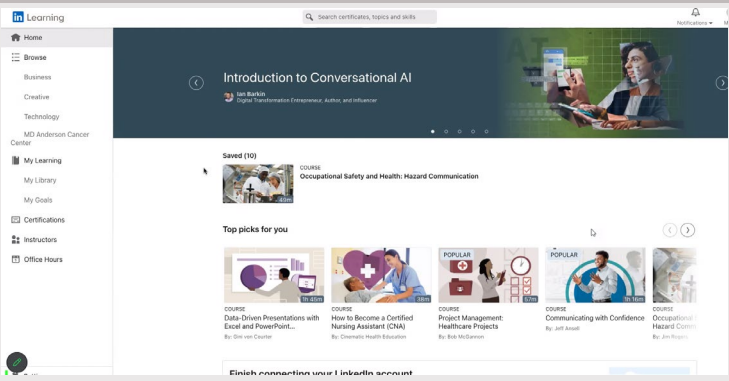
Note:

Now setup is complete and you have been transported to the new user Welcome page. In this view, you can start searching for course and video content to view.

When you sign out from this view and sign back in to LinkedIn Learning, you will land on your LinkedIn Learning home page.

Step 7: Go to the top menu, select Me, then click the Sign out dropdown option



<div data-bbox="110 195 313 237">Next Log In</div> <div data-bbox="110 247 185 279">Note:</div> <div data-bbox="110 294 755 491"><p>After logging back into LinkedIn Learning, you will land on your LinkedIn Learning home page. On your LinkedIn Learning home page, you can search and view content, set your learning goals, save courses for later, view other related courses, and more.</p></div> <div data-bbox="110 548 732 611"><p>Step 8: To log in, click on the LinkedIn Learning Icon from the Education Center</p></div>	<div data-bbox="792 239 1516 617"></div>
<div data-bbox="110 636 185 667">Note:</div> <div data-bbox="110 678 706 743"><p>When completed with your learning session in LinkedIn Learning, log out.</p></div>	